

INSTALLATION MANUAL

R058 to metal roof

1.Tools



Allen wrench
(M8-M12)



Tape Measure



Twist Wrench
(M8-M12)



Wood Hammer



Electric Screw Machine



Wrench
(M8-M12)



Rope



Electric Rotor




Awning Turned

2.Components List



Rail
(R058)



End Clamp



Mid Clamp



ST6.3 Drilling self-tapping screws


3. Installation Step

3.1 Measure and mark the beam under the roof.




3.2 Hook Installation

3.2.1 According to the design drawings and on-site conditions, fix the rails through the metal roof to beams by ST6.3 self-drilling screws.



3.2.2 Complete the assembly of all rails according to the drawings, and ensure that rails in the same row remain flush, as shown below.



3.3 According to the design drawings, place the panels in the specified positions on the rails and fix them by end clamps.

Step1: Directly press the End clamp into the railing.

Step2: Tightening the bolt of end clamp.



3.4 Install the mid clamp.

Step1: Directly press the mid clamp into the railing, and put the 2nd panel.

Step2: Tightening the bolt of end clamp.




3.5 Install the other side of end clamp.

Step1: When installing the last panel in the same row, refer to step 3.3 to install the side pressure.

Completed





Purchasers should confirm whether they are able to install this product and obtain relevant permits in accordance with local laws and regulations, including but not limited to government, community, adjacent property owners, and property rights holders.

Purchasers should engage qualified installers, professionals, or self-install only where permitted by law.

Purchasers should also ensure that the installation supports the building or its accessories safely and meets installation requirements, and is sufficient to support the product and its photovoltaic power generation system for over 20 years.


Purchasers should not install or use this product in environments with corrosive air or water, such as acids or alkalis in the vicinity.

Purchasers should fully assess and bear the consequences of product installation and usage and their impact on the surroundings, including but not limited to potential lightning strikes, electrical or magnetic conduction, light reflection/pollution, obstruction of passage, collision with people, snow accumulation and ice shedding, depreciation of buildings, and their consequences.

Purchasers are solely responsible for safety during installation, throughout the installation process, and subsequent usage, and/or any impact on third parties.

After installing the product, purchasers or their appointed installers should carry out waterproof, leak-proof, and anti-seepage construction at the junction of the product and the building to protect the building supporting the product, and conduct periodic inspections and maintenance in the future (at intervals not exceeding 1 year).

Purchasers should be aware that nothing other than the photovoltaic power generation system should be supported on this product, and no additional weight should be placed on the product during installation or subsequent usage, particularly human suspension or leaning. It should not be used for any purpose other than supporting photovoltaic brackets. Purchasers should be aware that nothing other than the photovoltaic power generation battery system should be supported on this product, and no additional weight should be placed on the product during installation or subsequent usage,



particularly human suspension or leaning. It should not be used for any purpose other than supporting photovoltaic brackets.

We shall not be liable for any consequences resulting from failure to comply with local legal requirements and/or failure to follow instructions, warnings, etc., during the installation of this product, nor shall we be liable for any losses to the supporting building or any third party resulting from the installation process or subsequent usage, nor shall we be liable for any multiple installations, disassembly and reuse, or second-hand purchases of this product.